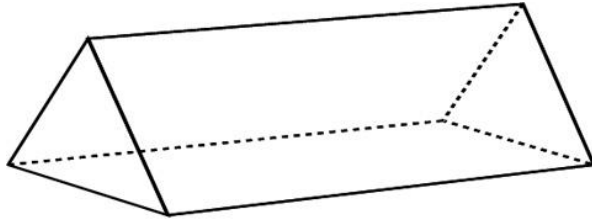




## Year 1: DT Playgrounds

Subject Specific Vocabulary		Memorable Image	Exciting Books
<b>pivot</b>	a rod or pin upon which another part rotates, swings, or moves back and forth		 
<b>hinges</b>	a device on a door, window, or lid made of two pieces connected so that one piece can open, close, or swing upon the other		
<b>frame</b>	a structure made of parts that are joined together and that supports a larger object.		
		<b>Sticky Assessment Knowledge</b>	
<b>structure</b>	anything that has been built.	<input type="checkbox"/> to explore a range of existing products	<b>Useful Websites</b>
<b>construct</b>	to build; put together.	<input type="checkbox"/> to assemble, join and combine materials and components together using a variety of temporary methods <input type="checkbox"/> to make their structures more stable and able to withstand greater loads <input type="checkbox"/> to recognise shapes in simple structures.	<a href="#">Playground Design   STEM</a>
<b>materials</b>	anything used for building or making something else.		
<b>components</b>	a part of something.		
<b>design</b>	to make or draw plans for the structure	<input type="checkbox"/> to make models which reflect their ideas <input type="checkbox"/> build structures, exploring how they can be made stronger <input type="checkbox"/> select from and use a wide range of materials, tools and components	<b>Misconceptions and Facts</b>
<b>improve</b>	to make better.		
<b>evaluate</b>	to judge how well something works	<input type="checkbox"/> evaluate their ideas and product against design criteria	<ul style="list-style-type: none"> <li>Structures will stand with just vertical and horizontal poles.</li> </ul>